

Table 2
Percentage of Electric Energy-Savings Goals Achieved by Year and Utility

	2016*	2017	2018	2019	2020	2021	2022
PG&E	107%	101%	89%	75%	82%	80%	60%
SCE	107	80	81	65	56	44	45
SDG&E	111	89	150	83	92	68	49

Source: CPUC data.


Note: For each utility's program portfolio, we divided the energy savings by the energy-savings goals. Percentages represent the proportion of the goal each utility achieved.


* The 2016 efficiency program data represent utilities' claimed energy savings without independent verification. For the remaining years, the CPUC had an independent consulting firm evaluate utilities' claimed energy savings for accuracy but did not verify 100 percent of the data.


Indicates that the utility met or exceeded its energy-savings goal


 = Equal to or greater than 100 percent

Indicates that the utility did not meet its energy-savings goal

 = 81 percent through 99 percent

 = 51 percent through 80 percent

 = 34 percent through 50 percent

 = 0 percent through 33 percent