







Table 2
 Average Fetal Death Registration Processing Times Varied Among the Four Local Registration Districts We Reviewed
 2017 Through 2022

LOCAL REGISTRATION DISTRICT	TOTAL NUMBER OF FETAL DEATHS	AVERAGE NUMBER OF DAYS TO COMPLETE A FETAL DEATH CERTIFICATE, REGISTER CERTIFICATE, AND ISSUE A BURIAL PERMIT	PERCENTAGE OF TIMELY FETAL DEATH REGISTRATIONS	PERCENTAGE OF LATE FETAL DEATH REGISTRATIONS
Contra Costa	245	12.50 	34%	66%
Los Angeles	3,144	30.99 	9	91
Placer	248	21.15 	23	77
Sacramento	597	36.95 	17	83
Total or Average	4,234	30.19 	12%	88%
STATE LAW ALLOWS 8 DAYS FOR THE ENTIRE PROCESS		8.00 		

Source: Analysis of FDRS data.

Note: See Table A in Appendix A for the average registration processing times for all local registration districts.